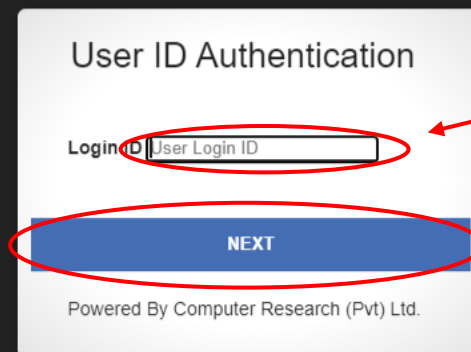


IMPORTANT

Original scanned copy of FTT form duly filled and signed is required to lodge case for Outward Remittances.

Please visit your branch for further information.

[Click Here](#) to access Faysal Bank FX Portal Website



User ID Authentication

Login ID

NEXT

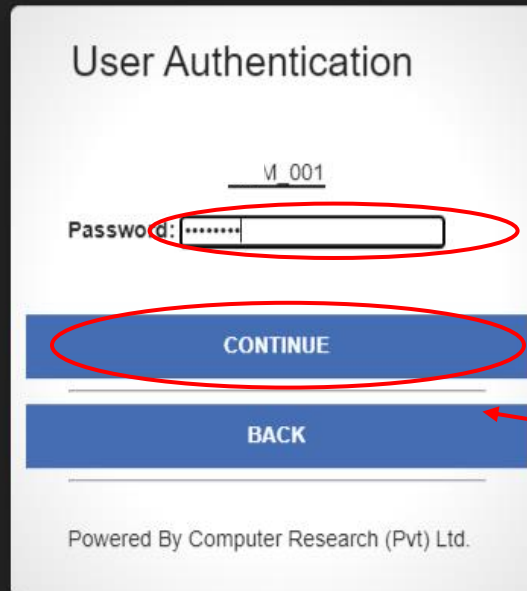
Powered By Computer Research (Pvt) Ltd.

1) Input **User ID** provided in in your email.

2) Click "**Next**"

IMPORTANT

Do not use Internet Explorer or mobile device to access portal



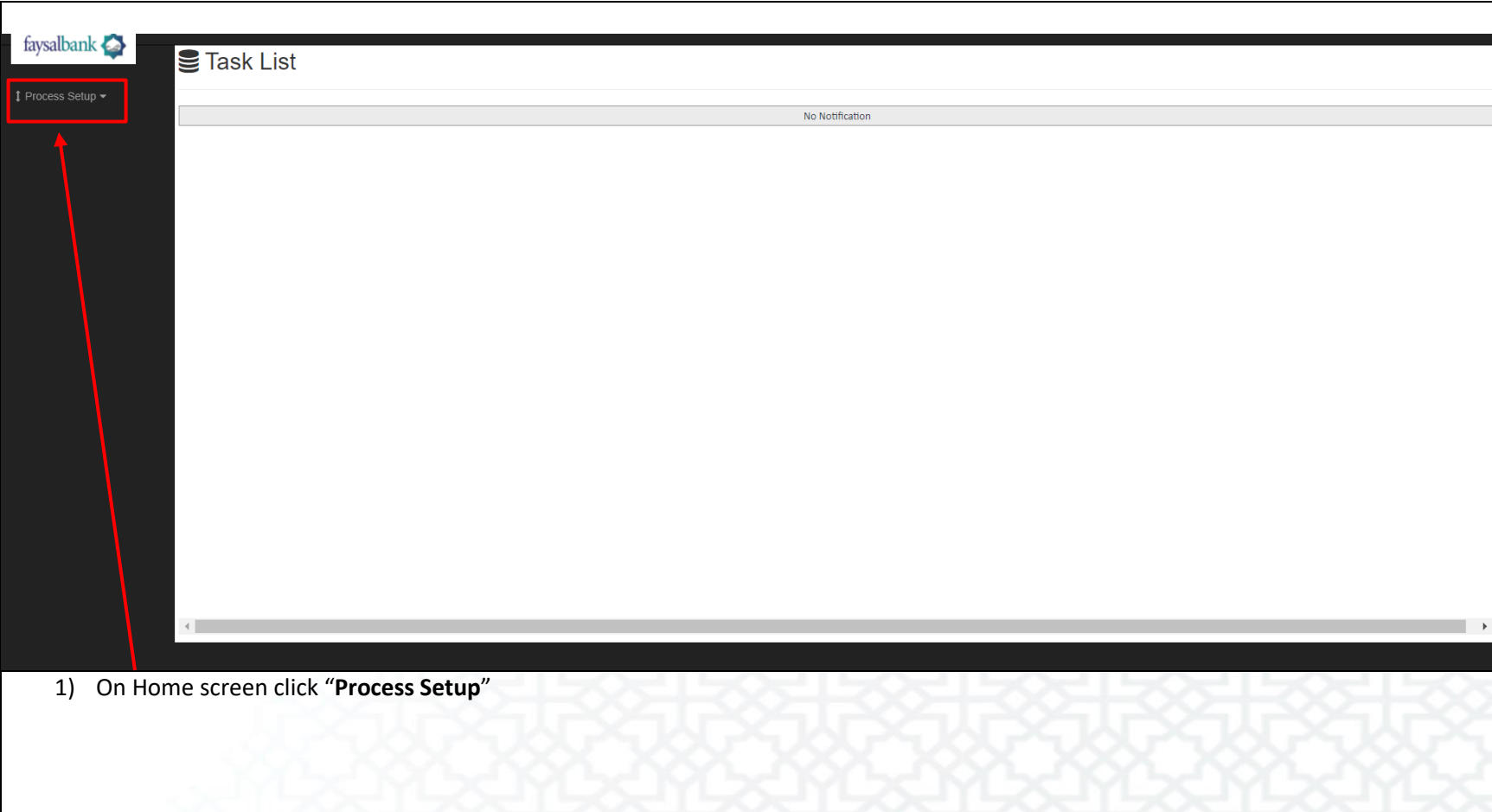
The image shows a 'User Authentication' screen. At the top, it says 'User Authentication'. Below that is a small icon of a person and the text 'VI 001'. The main part of the screen is a password field labeled 'Password:' followed by a series of dots. The password field is highlighted with a red oval. Below the password field are two blue buttons: 'CONTINUE' and 'BACK'. The 'CONTINUE' button is also highlighted with a red oval. At the bottom of the screen, it says 'Powered By Computer Research (Pvt) Ltd.'.

3) Input **Password** provided in in your email.

ID will be locked after 3 invalid attempts

For security purposes you will be required to change your password after every 30 days.

4) Click "**Continue**"



1) On Home screen click “Process Setup”



The screenshot displays the FBL E2E FX Portal interface. On the left, a dark sidebar contains the 'faysalbank' logo and a 'Process Setup' dropdown menu. The 'Case Submission' option is highlighted with a red box, and a red arrow points to it. The main content area is titled 'Task List' and shows a 'No Notification' message. Below the screenshot, a step instruction is provided.

1) Click “**Case Submission**”

FBL E2E FX Portal [Quick Start Guide] For Outward Remittances



faysalbank

Process Setup

Case Submission

Case List

Case Tracking

Case Submission

Add New Case

Reset

Case History Graph

Outwards Remittances Others(2)

Open Account Imports(2)

Registration of Issuance of Fresh Shares other than Right Shares(2)

Home Remittance Tie-Up Agreements and Addendums including C2B and B2C transactions C2B and B2C trans(1)

Extension in Realization of Export Proceeds(1)

Authorization for pledge -hypothecation-transfer of shares to non-resident against FCY loan(1)

FE Allocation Import(1)

Outward Remittances(1)

Quick Email Alert

No pending Alert found.

Submitted Case Status

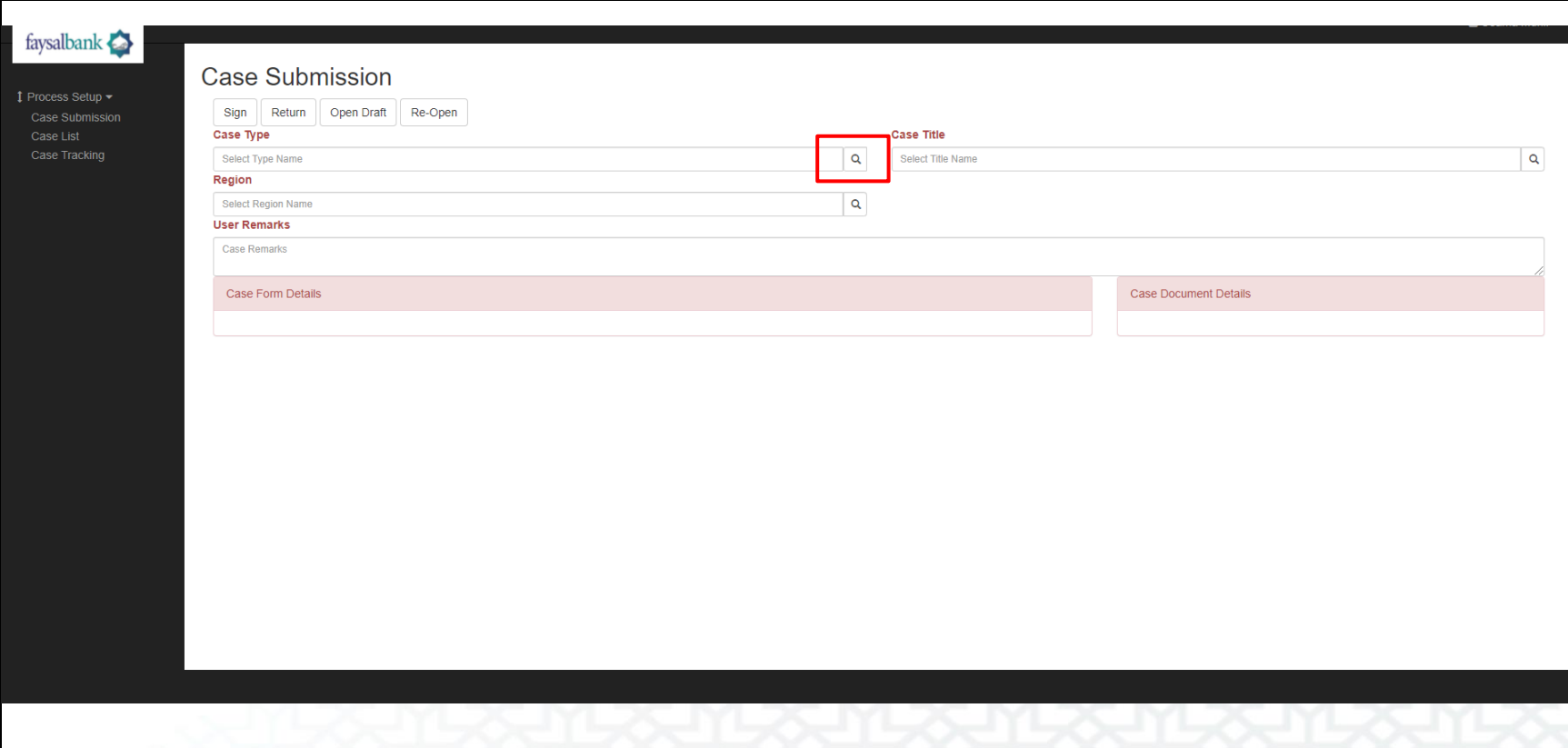
Search by Case ID

Search

Case ID	Case Type Name	Case Title Name	Form Name
ID-00000000000000001483	Import Related Cases	Open Account Imports	Open Account Imports
ID-00000000000000001301	Remittances (International Trade)	Outwards Remittances Others	Outward Remittances Others
ID-00000000000000001304	Remittances (International Trade)	Outwards Remittances Others	Outward Remittances Others
ID-00000000000000001305	Remittances (International Trade)	Outwards Remittances Others	Outward Remittances Others

1) Click “Add New Case” Button

Content of this Quick Start guide is subject to change



Case Submission

Sign Return Open Draft Re-Open

Case Type

Case Title

Region

User Remarks


Case Remarks

Case Form Details

Case Document Details

1) Following page will open

2) Click search button to search for **Case Type**



SSO Admin ▾

Process Setup ▾

Case Submission

Case List

Case Tracking

Case Submission

Sign Return
Not secure | https://hrs.faysalbank.com:5443/DIGI_WMS/Lov/LovCaseSubmit.aspx?f=51001&M=GY&CID=ContentPlaceholder1_txt...

Case Type

Select Type Name

Region

Select Region Name

User Remarks

Case Remarks

Case Form Detail

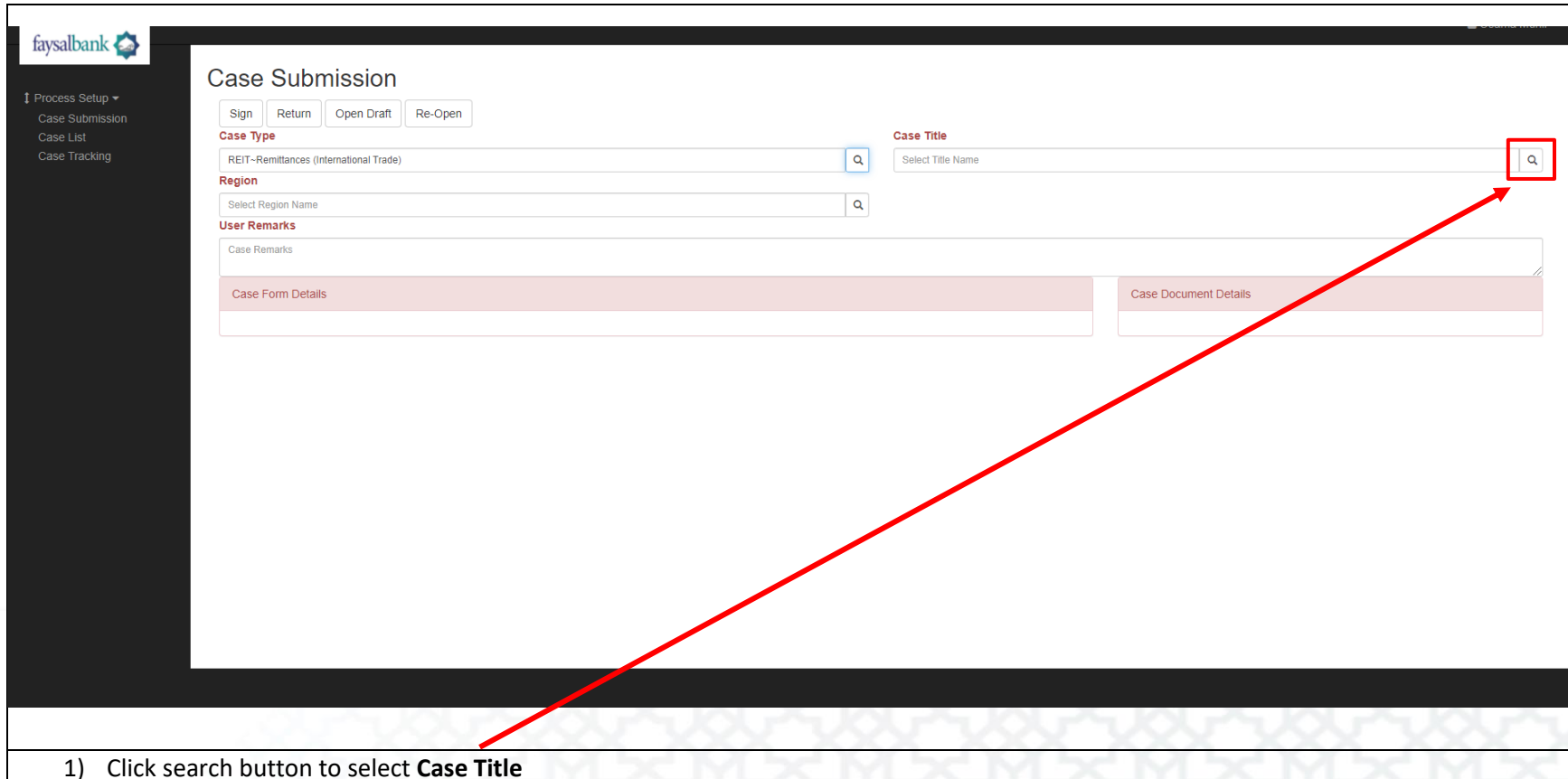
Wild Card Search

Search

Type Code	Type Name
INTRE	International Remittances
FELR	Govt Remittances
ADVIM	Import Advance Payment Cases
FCYL	Foreign Currency Loans, Guarantees and One Window Solutions (IPPs)
FDI	Foreign Direct Investment, Special Convertible Rupee Account
COMP	Compliance
HRMT	Home Remittance
FCYAF	FCY Accounts and Forward Cover
EXEPD	Exports (Special Permission)
IMEPD	Imports (Special Permission)
REIT	Remittances (International Trade)
MEFV	Manual EForm Verification
NT	Non Textile
SUGAR	Sugar
TEXT	Textile
UREA	Urea
WHEAT	Wheat
RV	Remittances Verification
WEBOC	Weboc Cases
TYP1	Other Remittances

1 2


- 1) If you are a company and are required to send Outwards Remittance (after necessary approval from State Bank). Choose “Remittances (International Trade)” and double-click to select.
- 2) If you are an individual and sending outward remittance for personal use such as expense, education fee, medical expense etc. Choose “International Remittances” and double-click to select.





The screenshot displays the 'Case Submission' interface of the Faysal Bank E2E FX Portal. On the left, a dark sidebar contains a 'Process Setup' dropdown menu with options for 'Case Submission', 'Case List', and 'Case Tracking'. The main content area is titled 'Case Submission' and features a top navigation bar with buttons for 'Sign', 'Return', 'Open Draft', and 'Re-Open'. Below this, the 'Case Type' is set to 'REIT-Remittances (International Trade)' with a search icon. The 'Region' is set to 'Select Region Name' with a search icon. The 'Case Title' field is labeled 'Select Title Name' and has a search icon highlighted by a red square and a red arrow. Below these fields is a 'User Remarks' section with a text area. At the bottom, there are two tabs: 'Case Form Details' and 'Case Document Details'. A red arrow originates from the instruction text at the bottom and points to the search icon in the 'Case Title' field.

Case Submission

Sign Return Open Draft Re-Open

Case Type
REIT-Remittances (International Trade) 

Region
Select Region Name 

Case Title
Select Title Name 

User Remarks
Case Remarks

Case Form Details Case Document Details

1) Click search button to select **Case Title**

FBL E2E FX Portal [Quick Start Guide]

For Outward Remittances



The screenshot shows the 'Case Submission' interface in a Google Chrome browser. The browser address bar shows the URL: [hrs.faysalbank.com:5443/DIGI_WMS/Lov/LovCaseSubmit.aspx?f=51001&M=GT&CID=ContentPlaceholder1_txtCaseTitle&Pu=Content...](https://hrs.faysalbank.com:5443/DIGI_WMS/Lov/LovCaseSubmit.aspx?f=51001&M=GT&CID=ContentPlaceholder1_txtCaseTitle&Pu=ContentPlaceholder1_txtCaseTitle)

The interface includes a sidebar with the following menu items:

- Process Setup
- Case Submission
- Case List
- Case Tracking

The main content area displays a 'Case Submission' form with the following sections:

- Case Type:** Wild Card Search
- Region:** Select Region Name
- User Remarks:** Case Remarks
- Case Form:** Case Form Details

The 'Case Form' section contains a table with the following data:

Title Code	Title Name
IUSDDIP	Issuance of US Dollar Denominated Insurance Policies
CR	Commercial Remittances
OIRIP	Other Insurance-Re-insurance Payments
RADHUCO	Remittances by Authorized Dealers on behalf of Hajj Visa Group Organizers for Umrah Hajj
OREM	Outward Remittances

A red box highlights the 'OREM' row, and a red arrow points to it from the instructions below.

- 1) Choose “**Outward Remittances**” and double-click to select
- 2) If you are an individual please chose “**Outward Family Remittance**” from the list and double click to select.

Content of this Quick Start guide is subject to change

FBL E2E FX Portal [Quick Start Guide]
For Outward Remittances



faysalbank

Process Setup ▾
Case Submission
Case List
Case Tracking

Case Submission

Sign Reset Return Draft

Case Type
REIT-Remittances (International Trade)

Case Title
OREM-Outward Remittances

Region
Select Region Name

User Remarks
Case Remarks

Case Form Details

Branch Name 1 to 100 characters <input type="text"/>	Branch Code 1 to 5 characters <input type="text"/>
Amount 1 to 20 characters <input type="text"/>	Amount in Words 1 to 100 characters <input type="text"/>
Currency --Select-- <input type="text"/>	Reason of Remittance 1 to 100 characters <input type="text"/>
Beneficiary Name 1 to 100 characters <input type="text"/>	Beneficiary Address 1 to 100 characters <input type="text"/>
Beneficiary City 1 to 100 characters <input type="text"/>	Beneficiary Country --Select-- <input type="text"/>
Beneficiary Account Number 1 to 30 characters <input type="text"/>	Beneficiary Bank Name and Address 1 to 200 characters <input type="text"/>
Beneficiary Bank SWIFT Code 1 to 100 characters <input type="text"/>	Beneficiary IBAN 1 to 30 characters <input type="text"/>
Applicant Name 1 to 100 characters <input type="text"/>	Applicant CNIC 1 to 13 characters <input type="text"/>
Applicant Address 1 to 100 characters <input type="text"/>	Applicant Account to debt 1 to 100 characters <input type="text"/>

Case Document Details

Additional Document 1 (PDF)

Additional Document 2 (PDF)

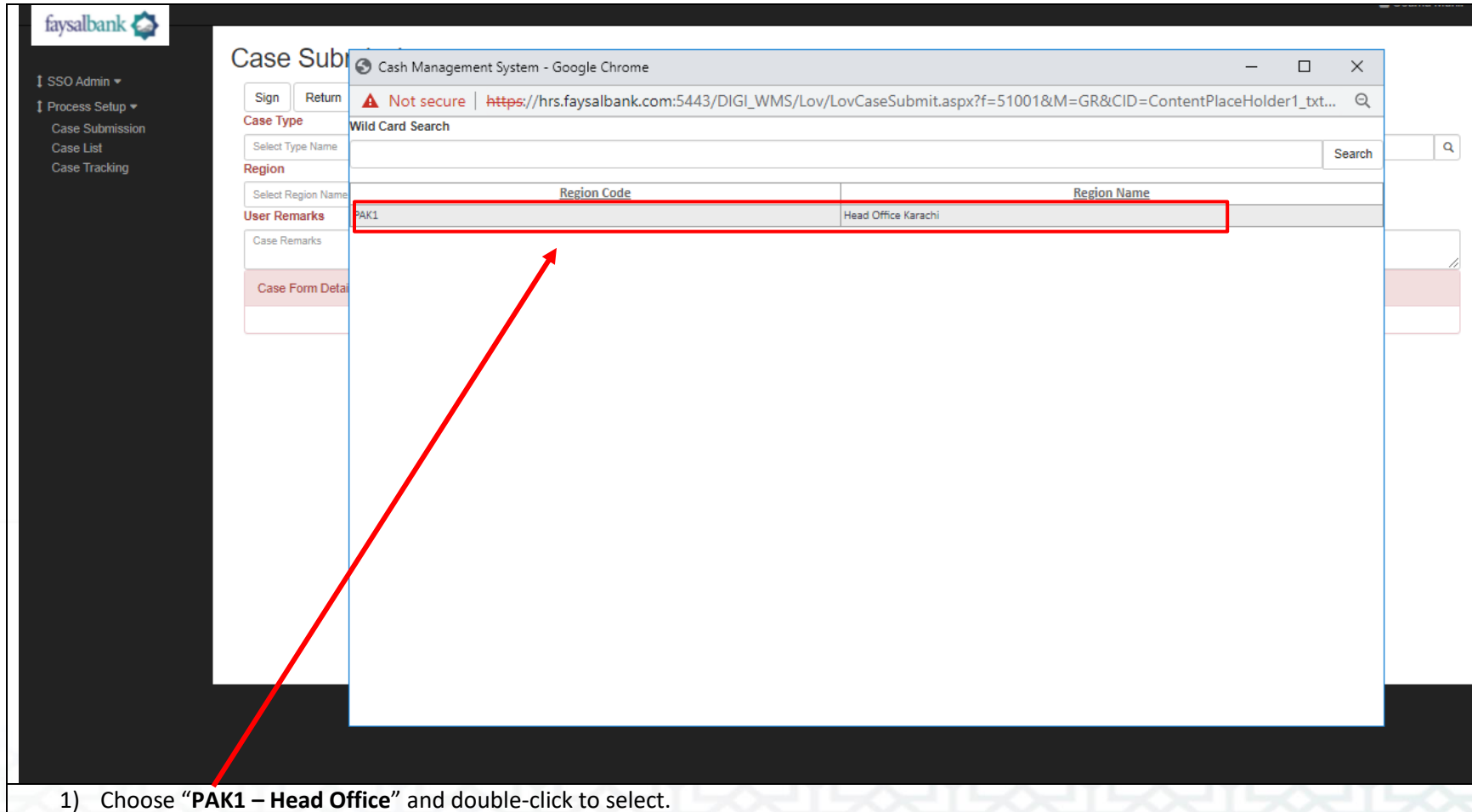
Additional Document 3 (PDF)

Additional Document 4 (PDF)

Additional Document 5 (PDF)

1) Click on search button to select **Region**

Content of this Quick Start guide is subject to change



The screenshot displays the 'Case Submission' interface within a Google Chrome browser window titled 'Cash Management System - Google Chrome'. The browser's address bar shows a URL from hrs.faysalbank.com. On the left, a sidebar contains navigation links: 'SSO Admin', 'Process Setup', 'Case Submission', 'Case List', and 'Case Tracking'. The main content area features a 'Wild Card Search' section with a search bar and a 'Search' button. Below this is a table with two columns: 'Region Code' and 'Region Name'. The table contains one entry: 'PAK1' under 'Region Code' and 'Head Office Karachi' under 'Region Name'. A red rectangle highlights this entry, and a red arrow points to it from the bottom left. The 'User Remarks' section is visible below the table.

Region Code	Region Name
PAK1	Head Office Karachi

1) Choose “PAK1 – Head Office” and double-click to select.

FBL E2E FX Portal [Quick Start Guide]

For Outward Remittances



Process Setup ▾
Case Submission
Case List
Case Tracking

SignResetReturnDraft

Case Type

REIT-Remittances (International Trade)Q

Case Title

OREM-Outward RemittancesQ

Region

PAK1-Head Office KarachiQ

User Remarks

Case Remarks

Case Form Details

Branch Name

1 to 100 characters

Amount

1 to 20 characters

Currency

--Select--

Beneficiary Name

1 to 100 characters

Beneficiary City

1 to 100 characters

Beneficiary Account Number

1 to 30 characters

Beneficiary Bank SWIFT Code

1 to 100 characters

Applicant Name

1 to 100 characters

Applicant Address

1 to 100 characters

Branch Code

1 to 5 characters

Amount in Words

1 to 100 characters

Reason of Remittance

1 to 100 characters

Beneficiary Address

1 to 100 characters

Beneficiary Country

--Select--

Beneficiary Bank Name and Address

1 to 200 characters

Beneficiary IBAN

1 to 30 characters

Applicant CNIC

1 to 13 characters

Applicant Account to debt

1 to 30 characters

Case Document Details

Additional Document 1 (PDF)

Choose File

Additional Document 2 (PDF)

Choose File

Additional Document 3 (PDF)

Choose File

Additional Document 4 (PDF)

Choose File

Additional Document 5 (PDF)

Choose File

1) Following form will appear.

2) Please fill in all required details.

3) Fields in Red are mandatory.

Content of this Quick Start guide is subject to change

FBL E2E FX Portal [Quick Start Guide]

For Outward Remittances



faysalbank

Sign Reset Return Draft

Case Type
REIT-Remittances (International Trade) Q

Case Title
OREM-Outward Remittances Q

Region
PAK1-Head Office Karachi Q

User Remarks
Please process. TT Form attached.

Case Form Details

Branch Name	Head Office	Branch Code	0110
Amount	2500	Amount in Words	Twenty Five Hundred
Currency	Pound sterling	Reason of Remittance	Tuition Fee / Medical / Family expense
Beneficiary Name	XYZ	Beneficiary Address	157 Park Avenue
Beneficiary City	London	Beneficiary Country	United Kingdom
Beneficiary Account Number	31510604	Beneficiary Bank Name and Address	Threadneedle St, London EC2R 8AH, UK
Beneficiary Bank SWIFT Code	100000	Beneficiary IBAN	GB24BKEN10000031510604
Applicant Name	ABC	Applicant CNIC	1112225465487
Applicant Address	99X, Johar Town, Lahore	Applicant Account to debit	011000000000

Case Document Details

Additional Document 1 (PDF) Choose File

Additional Document 2 (PDF) Choose File

Additional Document 3 (PDF) Choose File

Additional Document 4 (PDF) Choose File

Additional Document 5 (PDF) Choose File

Filled Form Example

1) Under **User Remarks**, please type any important thing that you have to convey otherwise write “Please Proceed”

Content of this Quick Start guide is subject to change

FBL E2E FX Portal [Quick Start Guide]

For Outward Remittances



Process Setup ▾
Case Submission
Case List
Case Tracking

Case Submission

Sign

Reset

Return

Draft

Case Type

REIT-Remittances (International Trade)

Q

Case Title

OREM-Outward Remittances

Q

Region

PAK1-Head Office Karachi

Q

User Remarks

Case Remarks

Case Form Details

Branch Name

Head Office

Amount

2500

Currency

Pound sterling ▾

Beneficiary Name

XYZ

Beneficiary City

London

Beneficiary Account Number

31510604

Beneficiary Bank SWIFT Code

100000

Applicant Name

ABC

Applicant Address

99X, Johar Town, Lahore

Branch Code

0110

Amount in Words

Twenty Five Hundred

Reason of Remittance

Tuition Fee / Medical / Family expense

Beneficiary Address

157 Park Avenue

Beneficiary Country

United Kingdom ▾

Beneficiary Bank Name and Address

1 to 200 characters

Beneficiary IBAN

GB24BKEN10000031510604

Applicant Code

112225465487

Applicant Account to debit

011000000000

Case Document Details

Additional Document 1 (PDF)

Choose File

Additional Document 2 (PDF)

Choose File

Additional Document 3 (PDF)

Choose File

Additional Document 4 (PDF)

Choose File

Additional Document 5 (PDF)

Choose File

1) Click on “**Choose File**” to upload any attachment that is required. (Mainly TT form and extra documents)

Content of this Quick Start guide is subject to change

FBL E2E FX Portal [Quick Start Guide]

For Outward Remittances



Process Setup ▾
Case Submission
Case List
Case Tracking

Case Submission

Sign Reset Return Draft

Case Type

REIT-Remittances (International Trade)

Case Title

OREM-Outward Remittances

Region

PAK1-Head Office Karachi

User Remarks

Case Remarks

Case Form Details

Branch Name

Head Office

Amount

2500

Currency

Pound sterling

Beneficiary Name

XYZ

Beneficiary City

London

Beneficiary Account Number

31510604

Beneficiary Bank SWIFT Code

100000

Applicant Name

ABC

Applicant Address

99X, Johar Town, Lahore

Branch Code

0110

Amount in Words

Twenty Five Hundred

Reason of Remittance

Tuition Fee / Medical / Family expense

Beneficiary Address

157 Park Avenue

Beneficiary Country

United Kingdom

Beneficiary Bank Name and Address

1 to 200 characters

Beneficiary IBAN

GB24BKEN10000031510604

Applicant CNIC

1112225465487

Applicant Account to debit

011000000000

Case Document Details

Additional Document 1 (PDF)

Additional Document 1.pdf

Choose File

Additional Document 2 (PDF)

Choose File

Additional Document 3 (PDF)

Choose File

Additional Document 4 (PDF)

Choose File

Additional Document 5 (PDF)

Choose File

1) After successful upload “**Additional Document 1.pdf**” will appear in box.

2) **Max file size for attachment is 5MB.**

Content of this Quick Start guide is subject to change

FBL E2E FX Portal [Quick Start Guide] For Outward Remittances



faysalbank

Sign Reset Return Draft

Case Type
REIT-Remittances (International Trade)

Case Title
OREM-Outward Remittances

Region
PAK1-Head Office Karachi

User Remarks
Please process this Form attached. |

Case Form Details

Branch Name Head Office	Branch Code 0110
Amount 2500	Amount in Words Twenty Five Hundred
Currency Pound sterling	Reason of Remittance Tuition Fee / Medical / Family expense
Beneficiary Name XYZ	Beneficiary Address 157 Park Avenue
Beneficiary City London	Beneficiary Country United Kingdom
Beneficiary Account Number 31510604	Beneficiary Bank Name and Address 1 to 200 characters
Beneficiary Bank SWIFT Code 100000	Beneficiary IBAN GB24BKEN10000031510604
Applicant Name ABC	Applicant CNIC 1112225465487
Applicant Address 99X, Johar Town, Lahore	Applicant Account to debit 011000000000

Case Document Details

Additional Document 1 (PDF)
Additional Document 1.pdf

Additional Document 2 (PDF)

Additional Document 3 (PDF)

Additional Document 4 (PDF)

Additional Document 5 (PDF)

1) After filling in the complete form click “**Sign**” button to sign the case.

Content of this Quick Start guide is subject to change

FBL E2E FX Portal [Quick Start Guide]

For Outward Remittances



faysalbank

Process Setup ▾
Case Submission
Case List
Case Tracking

Case Submission

Sign Reset Return Draft

Case Type
REIT-Remittances (International Trade)

Region
PAK1-Head Office Karachi

User Remarks
Please process. TT Form attached.

Case Form Details

Branch Name Head Office	Branch Code 0110
Amount 2500	Amount in Words Twenty Five Hundred
Currency Pound sterling	Reason of Remittance Tuition Fee / Medical / Family expense
Beneficiary Name XYZ	Beneficiary Address 157 Park Avenue
Beneficiary City London	Beneficiary Country United Kingdom
Beneficiary Account Number 31510604	Beneficiary Bank Name and Address Threadneedle St, London EC2R 8AH, UK
Beneficiary Bank SWIFT Code 100000	Beneficiary IBAN GB24BKEN10000031510604
Applicant Name ABC	Applicant CNIC 1112225465487
Applicant Address	Applicant Account to debit

Case Document Details

Additional Document 1 (PDF)
Choose File

Additional Document 2 (PDF)
Choose File

Additional Document 3 (PDF)
Choose File

Additional Document 4 (PDF)
Choose File

Additional Document 5 (PDF)
Choose File

By Signing you agree with all terms and condition mentioned in system, Privacy Policy of SBP.

Do you want to continue and sign?
☐ [Terms And Conditions](#)

Sign

- 1) Following pop up will appear.
- 2) Click the check box button to agree to the Terms & Conditions.

Content of this Quick Start guide is subject to change

FBL E2E FX Portal [Quick Start Guide]

For Outward Remittances



faysalbank

Process Setup ▾
Case Submission
Case List
Case Tracking

Case Submission

Sign Reset Return Draft

Case Type
REIT-Remittances (International Trade)

Region
PAK1-Head Office Karachi

User Remarks
Please process. TT Form attached.

Case Form Details

Branch Name	Branch Code
Head Office	0110
Amount	Amount in Words
2500	Twenty Five Hundred
Currency	Reason of Remittance
Pound sterling ▾	Tuition Fee / Medical / Family expense
Beneficiary Name	Beneficiary Address
XYZ	157 Park Avenue
Beneficiary City	Beneficiary Country
London	United Kingdom ▾
Beneficiary Account Number	Beneficiary Bank Name and Address
31510604	Threadneedle St, London EC2R 8AH, UK
Beneficiary Bank SWIFT Code	Beneficiary IBAN
100000	GB24UKEN10000031510604
Applicant Name	Applicant CNIC
ABC	1112225485487
Applicant Address	Applicant Account to debit

Case Document Details

Additional Document 1 (PDF)
Choose File

Additional Document 2 (PDF)
Choose File

Additional Document 3 (PDF)
Choose File

Additional Document 4 (PDF)
Choose File

Additional Document 5 (PDF)
Choose File

By Signing you agree with all terms and condition mentioned in system, Privacy Policy of SBP.

Do you want to continue and sign?
☒ Terms And Conditions

Sign

- 1) After clicking the check box button “**Sign**” button will be unlocked.
- 2) Click on “**Sign**” button to sign the case.

Content of this Quick Start guide is subject to change

FBL E2E FX Portal [Quick Start Guide] For Outward Remittances



faysalbank

Process Setup ▾
Case Submission
Case List
Case Tracking

Case Submission

Submit Reset Return Draft

Case Type
RE-Remittances (International Trade)

Case Title
OREM-Outward Remittances

Region
PA-Head Office Karachi

User Remarks
Please process. TT Form attached.

Case Form Details

Branch Name	Branch Code
Head Office	0110
Amount	Amount in Words
2500	Twenty Five Hundred
Currency	Reason of Remittance
Pound sterling ▾	Tuition Fee / Medical / Family expense
Beneficiary Name	Beneficiary Address
XYZ	157 Park Avenue
Beneficiary City	Beneficiary Country
London	United Kingdom ▾
Beneficiary Account Number	Beneficiary Bank Name and Address
31510604	Threadneedle St, London EC2R 8AH, UK
Beneficiary Bank SWIFT Code	Beneficiary IBAN
100000	GB24BKEN10000031510604
Applicant Name	Applicant CNIC
ABC	1112225485487
Applicant Address	Applicant Account to debt

Case Document Details

Additional Document 1 (PDF)

Additional Document 2 (PDF)

Additional Document 3 (PDF)

Additional Document 4 (PDF)

Additional Document 5 (PDF)

- 1) Now **“Submit”** button will appear in place of **“Sign”** button.
- 2) Click the **“Submit”** button.

Content of this Quick Start guide is subject to change

FBL E2E FX Portal [Quick Start Guide]

For Outward Remittances



Process Setup
Case Submission
Case List
Case Tracking

hrs.faysalbank.com:5443 says
Record Successfully Inserted Your Case ID is :ID-00000000000002373
OK

Case Submission

Please Wait... Reset Return Draft

Case Type

REIT-Remittances (International Trade) OREM-Outward Remittances

Region

PAK1-Head Office Karachi

User Remarks

Please process. TT Form attached.

Case Form Details

Branch Name

Head Office

Amount

2500

Currency

Pound sterling

Beneficiary Name

XYZ

Beneficiary City

London

Beneficiary Account Number

31510604

Beneficiary Bank SWIFT Code

100000

Applicant Name

ABC

Applicant Address

Branch Code

0110

Amount in Words

Twenty Five Hundred

Reason of Remittance

Tuition Fee / Medical / Family expense

Beneficiary Address

157 Park Avenue

Beneficiary Country

United Kingdom

Beneficiary Bank Name and Address

Threadneedle St, London EC2R 8AH, UK

Beneficiary IBAN

GB24BKEN10000031510604

Applicant CNIC

1112225465487

Applicant Account to debt

Case Document Details

Additional Document 1 (PDF)

Choose File

Additional Document 2 (PDF)

Choose File

Additional Document 3 (PDF)

Choose File

Additional Document 4 (PDF)

Choose File

Additional Document 5 (PDF)

Choose File

1) Your case will be submitted and a unique Case ID will be generated and a confirmation email will be sent to your registered email.

2) Please note the tracking number and share with your Branch.

3) In case of Branch submitting case. Please note Case ID and share with CPU Remittances for tracking.

Content of this Quick Start guide is subject to change

FAQs

Unable to see the Sign/Submit button on top. The page won't scroll up	Press buttons " Ctrl & - " to zoom out the webpage. Zooming out the webpage will make the buttons visible
Unable to select Case Title. It throws me back to Task List	You probably are using Internet Explorer. Please use Google Chrome or Firefox.
Case has been marked discrepant? What now?	Please go to "Case List" to attend the case and view the remarks by processor.
Unable to upload file after case was marked discrepant. "File Directory not empty"	It is a known issue in the portal and the technical team is looking into it. Please try to inform the same to CPU Remittance along with Case ID and required attachments via email
What to write in User Remarks?	Any special instruction or information you want to provide regarding the remittance. Otherwise just write "Please proceed".